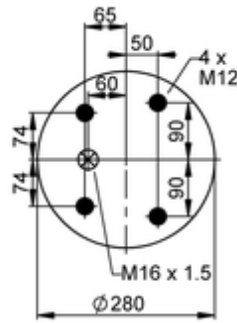
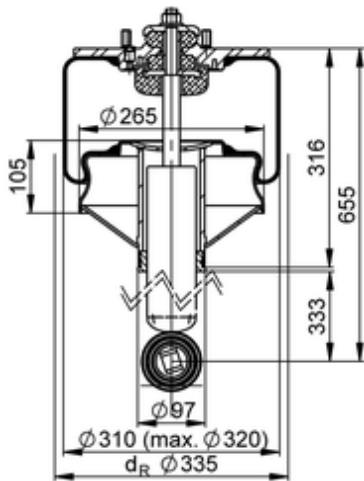












661 N P35

602635



-  bolt or stud
-  hole
-  combination stud
-  air inlet
-  stud and nut

| | |
|---|---------------------|
|  | 21 kg |
|  | 661 N P25 |
|  | |
|  | M12: max. 70 Nm |
|  | M16x1.5: max. 20 Nm |

OE Manufacturer/Part No.

| Manufacturer | Original Part No. | Model |
|--------------|-------------------|--------------|
| IRISBUS | 5.010.556.291 | Illiade/Ares |
| IRISBUS | 5.010.556.291 | Rekreo/Axer |
| IVECO Bus | 5801981502 | Crossway |
| IVECO Bus | 5801330246 | Crossway |
| IVECO Bus | 5803257492 | Crossway |

